

# HORIZONTAL BAND SAWS



**HYDMECH**



# H-230A

## SPLIT FRONT VISE

Provides material clamping on both sides of the blade resulting in short 4" material remnant length during automatic operation.

## AUTOMATIC PLC CONTROL

Windows touch screen controller operates the automatic cycle but allows for manual operation as well. A variety of languages can be chosen for message screen display.



Photos may show optional equipment.



## STANDARD FEATURES

- Heavy duty cast iron saw head
- Split front vise allows for short 4" remnant length
- Cast iron shuttle features automatic multi-indexing up to 19" in a single stroke with automatic kerf compensation. Powered by ball screw and stepper motor.
- On-demand hydraulics
- Cast iron guide arms. The idler side guide arm is mechanically connected to the front vise moveable jaw for proper guide arm spacing at all times.
- Variable vise pressure
- 3 HP VFD. True direct blade drive - no belts/pulleys
- Full capacity, full stroking hydraulic vises
- Hydraulic positive down feed
- Blade chamber separates material from cut part
- Cast iron band wheels
- Automatic PLC, touch screen control programmable up to 100 jobs with 20 in queue.

- Replaceable blade brush
- Robust steel base
- Automatic chip removal auger
- Blade breakage switch
- Easy access electrical panel and hydraulics
- Designed for safety with saw-in-a-box style
- Out of stock switch
- Mechanical band tensioning with digital readout
- Replaceable carbide guide inserts
- Safety door interlocks
- Flood coolant with wash down hose
- Laser light & Work light

## OPTIONAL FEATURES

- Full capacity hydraulic OH bundling
- Mist lubrication
- Idler & powered conveyors
- Idler conveyor & accessories





## STANDARD FEATURES

- Heavy duty cast iron saw head
- Split front vise allows for short 1.5" remnant length
- Cast iron shuttle features automatic multi-indexing up to 16" in a single stroke. Powered by ball screw and stepper motor.
- On-demand hydraulics save energy
- Cast iron guide arms mounted on linear rails. Hydraulically powered idler side guide arm is adjustable for proper spacing.
- 6 HP VFD. True direct blade drive - no belts/pulleys
- Full capacity, full stroking hydraulic vises
- Hydraulic positive down feed
- Blade chamber separates material from cut part
- Cast iron band wheels
- Automatic PLC, touch screen control programmable up to 100 jobs with 20 in queue.
- Replaceable blade brush
- Robust steel base

- Automatic chip removal auger
- Easy access electrical panel and hydraulics
- Blade breakage switch
- Blade deviation monitor
- Designed for safety with saw-in-a-box style
- Out of stock switch
- Mechanical band tensioning with digital readout
- Replaceable carbide guide inserts
- Safety door interlocks
- Flood coolant with wash down hose
- Laser light & work light

## OPTIONAL FEATURES

- Full capacity hydraulic overhead bundling
- Mist lubrication
- Variable vise pressure
- Vertical rollers
- Idler & powered conveyors



# H-11A

## EASY ACCESS HYDRAULICS

A 1.7 HP hydraulic pump supplies system pressure which controls all vises and head up/down movement, Easy access for minimal downtime.

## BALL SCREW BAR FEED SYSTEM

Improve cycle time! Automatic material indexing up to 16" in a single stroke. The shuttle vise is powered by a ball screw and stepper motor for fast, accurate indexing.



Photos may show optional equipment.

# H-14A

## TOUCH SCREEN CONTROL

Automatic mode: displays blade speed, blade tension part length, quantity required, and piece count, job run time, total blade run time Machine will shut down when the required number of pieces have been cut.

## OPTIONAL OVERHEAD BUNDLING

A hydraulically powered overhead clamp moves down on the material. This option is very effective, and necessary for bundle cutting various material shapes & sizes.



Photos may show optional equipment.






## STANDARD FEATURES

- Heavy duty cast iron saw head
- Spilt front vise allows for short 4.7" remnant length
- Cast iron shuttle features automatic multi-indexing up to 24" in a single stroke with automatic kerf compensation. Powered by ball screw and stepper motor.
- On-demand hydraulics save energy
- Cast iron guide arms mounted on linear rails. Hydraulically powered idler side guide arm is adjustable for proper spacing.
- 8.8 HP VFD. True direct blade drive - no belts/pulleys
- Full capacity, full stroking hydraulic vises
- Hydraulic positive down feed
- Blade chamber separates material from cut part
- Cast iron band wheels
- Swing away automatic PLC, touch screen control programmable up to 100 jobs with 20 in queue.
- Replaceable blade brush

- Robust steel base
- Automatic chip removal conveyor
- Easy access electrical panel and hydraulics
- Blade breakage switch
- Blade deviation monitor
- Out of stock switch
- Electronic band tensioning with digital readout
- Replaceable carbide guide inserts
- Safety door interlocks
- Flood coolant with wash down hose
- Laser light & work light

## OPTIONAL FEATURES

- Full capacity hydraulic OH bundling
- Mist lubrication
- Variable vise pressure
- Vertical rollers
- Short remnant of 0.98"
- Idler & powered conveyors



## STANDARD FEATURES

- The best Cost Per Cut Performance in its Class
- Spilt front vise allows for short remnant length
- Cast iron shuttle features automatic multi-indexing up to 34" in a single stroke with automatic kerf compensation.
- Cast iron guide arms. The idler side guide arm is mechanically connected to the front vise moveable jaw for proper guide arm spacing at all times.
- 10 HP VFD. True direct blade drive
- Full capacity, full stroking hydraulic vises
- Hydraulic positive down feed
- High resolution feed rate valve allows for constant feed rate when cutting special alloys
- Blade chamber separates material from cut part
- Cast iron band wheels
- Automatic PLC control programmable up to 99 jobs with 5 in queue.
- Replaceable blade brush
- Robust steel base
- Automatic chip removal auger

- Blade breakage switch
- Hydraulic band tensioning with digital readout
- Hydraulic carbide guide tensioning
- Hardened, replaceable wear plates
- Safety door interlocks
- Flood coolant with wash down hose
- Work light

## OPTIONAL FEATURES

- Full capacity hydraulic overhead bundling
- Variable vise pressure
- Blade deviation monitor
- Mist lubrication
- Out of stock switch
- Vertical alignment rollers
- Pedestal Control
- Laser light
- Roller discharge table
- Idler & powered conveyors




# H-18A

## CAST IRON GUIDE ARMS WITH HYDRAULIC BLADE GUIDES

The idler side guide arm is mechanically connected to the front vise moveable jaw and moves in tandem with the opening and closing of the vise, ensuring proper positioning of the guide arm spacing,

## 10 HP DIRECT BLADE DRIVE

Powerful gearbox and motor assembly with a variable frequency drive system. A wide range of available band speeds allows for efficient cutting of many types of material.




Photos may show optional equipment.

# H-22A

## HYDRAULIC SYSTEM

Swing open hydraulics control both main and shuttle vise, saw stroke, and blade tensioning. Easy view system pressure monitor with easy access, swing out compartment door.



Photos may show optional equipment.





Shown with optional canted head.


## STANDARD FEATURES

- One piece design - no alignment necessary
- Split front vise allows for short remnant length
- Shuttle features automatic multi-indexing up to 34" in a single stroke with automatic kerf compensation.
- Cast iron guide arms. The idler side guide arm is mechanically connected to the front vise moveable jaw for proper guide arm spacing at all times.
- Hydraulic positive down feed
- Blade chamber separates material from cut part
- 10 HP VFD. True direct blade drive - no belts/pulleys Full capacity, full stroking hydraulic vises
- High resolution feed rate valve allows for constant feed rate when cutting special alloys
- Cast iron band wheels
- Automatic PLC control programmable up to 99 jobs with 5 in queue.
- Replaceable blade brush
- Robust steel base
- Automatic chip removal auger
- Easy access electrical panel and hydraulics
- Blade breakage switch
- Hydraulic band tensioning with digital readout

- Hydraulic carbide guide tensioning
- Hardened, replaceable wear plates
- Safety door interlocks
- Flood coolant with wash down hose
- Work light

## OPTIONAL FEATURES

- Full capacity hydraulic overhead bundling
- Variable vise pressure
- 6 degree canted head
- Blade deviation
- Mist lubrication
- Out of stock switch
- Outboard vise
- Outboard vise/w bund.
- Pedestal control
- Roller discharge table
- Vertical alignment rollers
- Laser light
- Idler & powered conveyors
- Powered conveyors



Shown with optional canted head.

## STANDARD FEATURES

- Split front vise allows for short remnant length
- Shuttle features automatic multi-indexing up to 32" in a single stroke with automatic kerf compensation.
- Cast iron guide arms. The idler side guide arm is mechanically connected to the front vise moveable jaw for proper guide arm spacing at all times.
- Hydraulic positive down feed
- Blade chamber separates material from cut part
- 10 HP VFD. True direct blade drive - no belts/pulleys Full capacity, full stroking hydraulic vises
- High resolution feed rate valve allows for constant feed rate when cutting special alloys
- Cast iron band wheels
- Automatic PLC control programmable up to 99 jobs with 5 in queue.
- Replaceable blade brush
- Robust steel base
- Automatic chip removal auger
- Easy access electrical panel and hydraulics
- Blade breakage switch
- Hydraulic band tensioning with digital readout
- 5 HP hydraulic pump provides system pressure

- Hydraulic carbide guide tensioning
- Hardened, replaceable wear plates
- Safety door interlocks
- Flood coolant with wash down hose
- Work light

## OPTIONAL FEATURES


- Full capacity hydraulic overhead bundling
- Variable vise pressure
- 6 degree canted head
- Blade deviation
- Mist lubrication
- Out of stock switch
- Outboard vise
- Outboard vise/w bund.
- Pedestal control
- Roller discharge table
- Vertical alignment rollers
- Laser light
- Idler conveyors
- Powered conveyors



# H-28A

## SPLIT FRONT VISE

Provides material clamping on both sides of the blade resulting in short material remnant length during automatic operation.



\*Machine photo does not show split front vise.



Photos may show optional equipment.



# H-32A

## VARIABLE VISE PRESSURE

This option provides vise pressure adjustment, on both vises, when thin wall tubing and other light materials are being cut. The feature minimizes the potential for deformation of the material.



Photos may show optional equipment.






## STANDARD FEATURES

- One piece design - no alignment necessary
- Split front vise allows for short remnant length
- Cast iron shuttle features automatic multi-indexing up to 32" in a single stroke with automatic kerf compensation.
- Cast iron guide arms. The idler side guide arm is mechanically connected to the front vise moveable jaw for proper guide arm spacing
- Hydraulic positive down feed
- Cast iron band wheels
- Automatic chip removal auger
- 20 HP VFD. True direct blade drive
- Full capacity, full stroking hydraulic vises
- High resolution feed rate valve allows for constant feed rate when cutting special alloys
- Blade chamber separates material from cut part
- Automatic PLC control programmable up to 99 jobs with 5 in queue.
- Replaceable blade brush
- Robust steel base
- Blade breakage switch
- Easy access electrical panel and hydraulics

- Hydraulic band tensioning with digital readout
- 5 HP hydraulic pump system pressure
- Hydraulic carbide guide tensioning
- Hardened, replaceable wear plates
- Safety door interlocks
- Flood coolant with wash down hose
- Laser light & work light

## OPTIONAL FEATURES

- Full capacity hydraulic overhead bundling
- Variable vise pressure
- 6 degree canted head
- Blade deviation
- Mist lubrication
- Out of stock switch
- Outboard vise
- Outboard vise/w bund.
- Pedestal control
- Roller discharge table
- Vertical alignment rollers
- Idler conveyors
- Powered conveyors



## STANDARD FEATURES

- 12° canted head
- Built to withstand heavy fabricating environments
- One piece design - no alignment necessary
- Cast iron guide arms
- Hydraulic positive down feed
- 20 HP VFD. True direct blade drive - no belts/pulleys
- Full capacity, full stroking hydraulic vises
- Cast iron band wheels
- Semi-automatic PLC control
- High resolution feed rate valve allows for constant feed rate when cutting special alloys
- Replaceable blade brush
- Robust steel base
- Automatic chip removal auger

- Easy access electrical panel and hydraulics
- Blade breakage switch
- Hydraulic band tensioning with digital readout
- Hydraulic carbide guide tensioning
- Hardened, replaceable wear plates
- Safety door interlocks
- Flood coolant with wash down hose
- Laser light

## OPTIONAL FEATURES

- Hydraulic overhead clamp
- Pedestal control
- Mist lubrication
- Outboard vise
- Vertical rollers
- Idler & powered conveyors




# H-26/42

## OPTIONAL MIST LUBRICATION

An alternative to the standard flood coolant system, mist lubrication is an air mist system providing blade lubrication and cooling. No recovery is required as the mist evaporates.

## AUTOMATIC CHIP REMOVAL AUGER

Built into the base of most H Series saws, an auger screw pulls chips from the base and discharges at side of the machine for easy clean up.



Photos may show optional equipment.

# H-40/40,

## FULL CAPACITY HYDRUALIC VISES

Full capacity, full stroking hydraulic vises with replaceable wear strips provide for efficient vise loading with minimal material vibration.

## BUILT IN POWERED ROLLERS

8' of powered rollers, controlled by a variable frequency drive, are built into the bed of the machine for ease of material movement through the saw.



Photos may show optional equipment.



# H-40/60, H-40/80



## STANDARD FEATURES

- Dual pots horizontal band saws
- One piece design - no alignment necessary
- 8' of powered rollers built into the bed of the machine
- Cast iron guide arms.
- 20 HP VFD. True direct blade drive - no belts/pulleys
- Full capacity hydraulic vises
- Cast iron band wheels
- User friendly operator control
- Replaceable blade brush
- Robust steel base
- Automatic chip removal auger
- Easy access electrical panel and hydraulics
- Blade breakage switch
- Hydraulic band tensioning with digital readout
- 5 HP hydraulic pump provides system pressure
- Replaceable carbide guide inserts
- Hardened, replaceable wear plates
- Safety door interlocks
- Flood coolant with wash down hose
- Work light
- Laser light

## OPTIONAL FEATURES

- Outboard vise
- Powered conveyors



## OPTIONAL FEATURES

- Chip bucket with pump
- Hydraulic overhead bundling
- Mist lubrication
- Variable vise pressure
- Out feed vise
- Right side infeed shuttle
- 10' shuttle infeed
- Idler conveyors
- Powered conveyors




# LONG BAR FEED

## HORIZONTAL MODELS AVAILABLE WITH LONG BAR FEEDS:

- H-18A
- H-22A
- H-28A

## SHUTTLE VISE ASSEMBLY

Capable of indexing speeds up to 5 to 6"/sec with weight capacities up to 10,000lbs. Shuttle up to 120" in a single stroke with repeatability accuracy of +/- .010 per shuttle stroke. Shuttle carriage moves on linear bearings and is driven by rack & pinion mounted gear-reducer/servo 5 Hp motor assembly



Photos may show optional equipment.

TECH



OR

STOP  
EMERGENCY STOP



WARNING



# SPECIFICATIONS

		H-230A	H-11A	H-14A	H-18A
Rectangular Capacity (h x w)	90°	9" x 9"	11" x 13 1/2"	14" x 14"	18" x 18"
Round Capacity	90°	9"	11"	14"	18"
Blade Drive		3 HP VFD	6 HP VFD	8.8 HP VFD	10 HP VFD
Blade Speed		50-350 SFM	49-380 SFM	49-380 SFM	50-350 SFM
Blade Size		1" x 9' 9"	1 1/4" x 14' 9"	1 1/4" x 15' 2"	1 1/2" x 19' 2"
Automatic Multi-Indexing		0-19"	0-16"	0-24"	0-34"
Table Height		31"	34"	34"	31"
Voltages Available		240 or 480 v	240 or 480 v	240 or 480 v	208, 240, 480, 575 v
Weight		2,200 lbs.	5,070 lbs.	6,172 lbs.	8,500 lbs.
Dimensions	Width	61"	102"	88"	127"
	Length	63"	73"	63"	88"
	Height	67"	78"	78"	92"
		H-22A	H-28A	H-32A	H-26/42
Rectangular Capacity (h x w)	90°	22" x 22" Canted: 20" x 22"	28" x 28" Canted: 24" x 28"	32" x 32" Canted: 28" x 32"	26" x 42"
Round Capacity	90°	22" Canted: 20"	28" Canted: 24"	32" Canted: 28"	32"
Blade Drive		10 HP VFD	10 HP VFD	20 HP VFD	20 HP VFD
Blade Speed		40-300 SFM	40-300 SFM	40-300 SFM	75-300 SFM
Blade Size		2" x 22' 6"	2" x 25'	2 5/8" x 30' 4"	2 5/8" x 33'
Automatic Multi-Indexing		0-34"	0-32"	0-32"	n/a
Table Height		31" Canted: 35"	31" Canted: 37"	31" Canted: 37"	38"
Voltages Available		208, 240, 480, 575 v	480 v (208, 240, 575*)	480 v (208, 240, 575*)	480 v (208, 240, 575*)
Weight		12,500 lbs.	18,000 lbs.	19,500 lbs.	21,000 lbs.
Dimensions	Width	141"	161"	182"	217"
	Length	88"	92"	92"	82"
	Height	92"	120"	120"	137"
		H-40/40	H-40/60	H-40/80	
Rectangular Capacity (h x w)	90°	40" x 40"	40" x 60"	40" x 80"	*Transformer supplied at no charge  The following models are available with a long bar feed: • H-18A • H-22A • H-28A
Round Capacity	90°	40"	40"	40"	
Blade Drive		20 HP VFD	20 HP VFD	20 HP VFD	
Blade Speed		45-225 SFM	45-225 SFM	45-225 SFM	
Blade Size		3" x 37'	3" x 40' 4"	3" x 43' 10"	
Table Height		27"	27"	27"	
Voltages Available		480 v (208, 240, 575*)	480 v (208, 240, 575*)	480 v (208, 240, 575*)	
Weight		42,000 lbs.	45,000 lbs.	52,000 lbs.	
Dimensions	Width	215"	235"	255"	
	Length	102"	102"	102"	
	Height	145"	145"	145"	

In line with HYDMECH's policy of on-going product improvement, we reserve the right to modify features and specifications.



877-276-SAWS [www.HYDMECH.com](http://www.HYDMECH.com)

---

Dealer Information: